

DIGITAL THERMOMETER



Accuracy 0,3% ± 1 dgt.

Local, battery powered digital indicator in a stainless steel case with rim-ring.
Measurement and indication of temperature without external energysource.
Capillary line up to 50 m possibly.



Typical application:

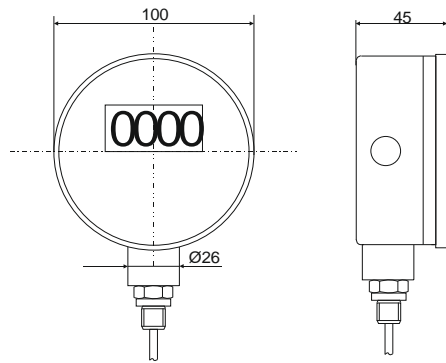
Industry, petro-, chemical plants, commercial vehicles,
food and beverage industries, process engineering

Types	7035	7036	7037	7038	Options
Diameter	100				on request
Symbol					turnable
Accuracy	Display: 0,3% ± 1 dgt. + Sensor tolerance Tolerance Pt 1000 Cl. B, at 100°C: 0,80°C				
Measuring range / Resolution	-100/+100°C (0,2) -50/+50°C (0,1) 0/+60°C (0,1)	0/+80°C (0,1) 0/+100°C (0,1) 0/+120°C (0,2)	0/+160°C (0,2) 0/+200°C (0,2) 0/+300°C (0,5)	0/+400°C (0,5) 0/+500°C (1) 0/+550°C (1)	others on request
Sensor	Pt1000 DIN IEC 751 Kl. B				
Case	Case with rim-ring Case material: stainless steel 1.4301 Case exit: axial, vertical or adjustable execution				Bayonet case back flange front flange execution for wall bracket
Window	Industrial glass				Polycarbonate
Display	4-digit LCD - display / Digit-height 18 mm				
Battery	3,6 V Lithium battery, replaceable (battery life 3-5 years)				
Connection position	radial bottom	centric back	radial bottom	centric back	others on request
Process connection	<u>Without:</u> plain stem <u>Rigid male connection thread:</u> G 1/2" (SW 27), G 1/4" (SW 32), G 1" (SW 41), M 18 x 1,5 (SW 24), M 20 x 1,5 (SW 27), M 24 x 1,5 (SW 32); <u>claming ring:</u> G 1/2", G 3/4", G 1", M 20 x 1,5, M18 x 1,5				others on request
Stem Ø (mm)	6, 8 or 10				others on request
Stem length	Standard: up to 200 mm				others on request
Capillary line up to 50 m)	Silicone cable: (up to 180°C) Teflon (up to 260°C) CrNiSt. (up to 260°C)				Fibre glass cable Halogen-free cable
Protection	IP 65				
Temperatures	Temperature range: -100 °C... +500°C Ambient temperature: -20°C...+60°C				

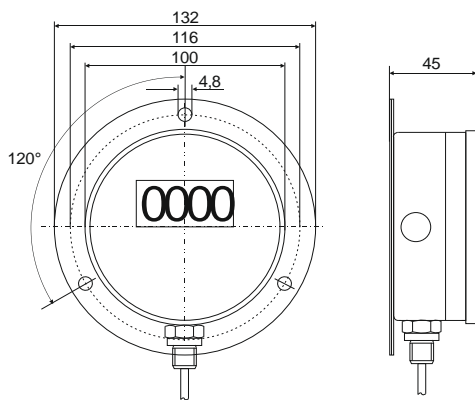
Dimensional drawings

Dimensions in mm

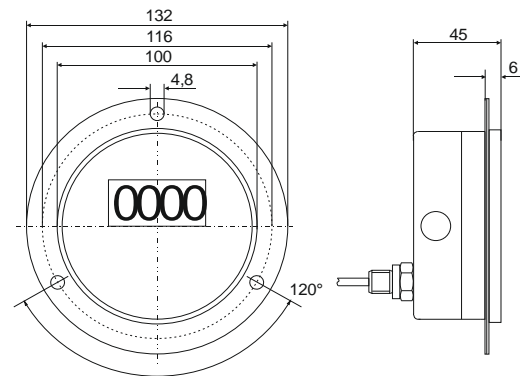
Execution for wall-bracket



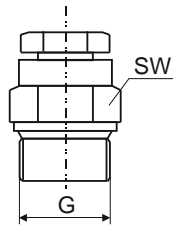
Execution with back flange



Execution with front flange

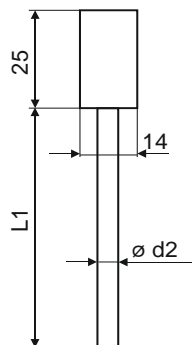


Adjustable compression fitting

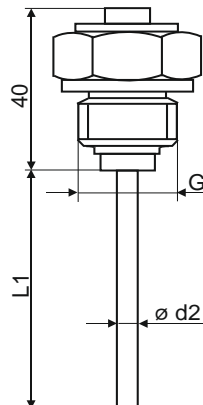


Immersion tube types

Plain stem



Revolving external thread



Revolving gland nut

